


Explosion-Proof Circuit Breaker Series



XCB/XND/XFD Series...pgs. 124-129

Circuit Breakers
Non-Fused Disconnects
Fused Disconnects

X
P
C
B
&
D
I
S
C

Explosion-Proof Circuit Breaker Series

“Akron Electric Circuit Breakers have been proven in the industry for years. You can trust us to provide a great product at a great price.”

Features:

- External Machined Flange Joint Design
- Integral Cast Mounting Feet
- Captive Quick Thread Cover Bolts (“-E3”) (Optional)
- Stainless Steel Operating Shaft for Corrosion Resistance
- Operating Handle does not interfere with tripping of Breaker Handle
- Aluminum Mounting Pans are predrilled for Breaker specified
- Breakers available: ABB, Cutler-Hammer (Consult Factory for other brands)
- Enclosures available with or without breakers
- Line and load outlets standard
- Stainless Steel Shot or Sandblasted natural finish

Materials:

- Body & Cover: Copper-Free Cast Aluminum (less than 0.25% copper content)
- Cover Bolts: Stainless Steel Cover Bolts (“-N5”) (Standard)
- Hinges: Cast-Aluminum or S.S. Hinges with S.S. Hardware (Standard)
- NEMA 4 O-Ring: Buna-N (Optional)
- Breather / Drain (BD): Universal Breather or Drain (Optional)
- Specify 2BD for Breather & Drain



Certificate
Number
03.059.1

**ISO
9001 With Design**

Approvals:

- Classified by Underwriters Laboratories, Inc. as to Explosion and Fire Hazard Only. Enclosure for use in:
- Class I, Groups B, C & D
 - Class II, Groups E, F & G
 - Type 4X (When specified)

Compliances:

- CL. I, Div. 1 & 2 Groups B, C & D
- CL. II, Div. 1 & 2 Groups E, F & G
- CL. III
- NEMA 3, 4X, 7 & 9



ATEX Certification: (Optional)

If ATEX Certification is required, **Consult Factory.**

Certain Features are added to the Circuit Breaker Series if ATEX is required:

- Metric Cover Bolts
- External Ground Screw
- If NEMA 4 O-ring is required, IP 66 Rating Applies



Explosion-Proof Circuit Breaker Series

"XCB" Order Information

Specifications

XCB 2 - 1 3 4 070 C - N4
a b c d e f g h

a = Explosion-Proof Disconnect Enclosure

Code	Description
XCB	Circuit Breaker

b = Enclosure Size

Code	Enclosure Internal Dimensions
1	6 x 10 x 4
2	6 x 13 x 5
3	6 x 16 x 4
4	7 x 18 x 5
5	12 x 24 x 6
6	12 x 30 x 6
7	12 x 46 x 8

*Note: Alternate sizes available if required. Consult Factory

c = Disconnect Frame Size

Code	Description
1	100 AMP
15	150 AMP
2	250 AMP (Min. Size 4)
4	400 AMP (Min. Size 5)
6	600 AMP (Min. Size 6)
8	800 AMP

Note: See following pages for specifics on XND & XFD

d = Number of Poles

Code	Description
2	2 Poles
3	3 Poles

*Note: For 1 Pole Circuit Breakers - Consult Factory

e = Disconnect Voltage

Code	Description
2	240 V (Max. 100 Amp Frame)
4	480 V (Max. 100 Amp Frame)
6	600 V (150 Amp Frame & Above)

f = Trip or Fuse Rating

Code	Description
015	15 AMP
020	20 AMP
025	25 AMP
030	30 AMP
035	35 AMP
040	40 AMP
050	50 AMP
060	60 AMP (Max. Size 1)
070	70 AMP
080	80 AMP
090	90 AMP
100	100 AMP (Max. Size 2)
125	125 AMP
150	150 AMP (Max. Size 3)
175	175 AMP
200	200 AMP
225	225 AMP
250	250 AMP (Max. Size 4)
300	300 AMP
350	350 AMP
400	400 AMP (Max. Size 5)
450	450 AMP
500	500 AMP
600	600 AMP (Max. Size 6)
700	700 AMP
800	800 AMP

g = Disconnect Manufacturer ID

Code	Description
A	ABB
C	Cutler-Hammer

*Note: For alternate brands - Consult Factory

h = Modifications / Optional Adders

Code	Description
BD	Breather Drain
E1	Corrosion Res. Epoxy Coating (Outside)
E2	Corrosion Res. Epoxy Coating (In & Outside)
N4	NEMA 4 O-Ring Gasket
N6	Metallic Name Plate
N7	Phenolic Name Plate
N8	Custom Name Plate (Anodized/S.Steel)

X
P
C
B
&
D
I
S
C

Explosion-Proof Circuit Breaker Series

CIRCUIT BREAKERS

100 AMP FRAME - 240 VOLT - 10,000 AMP INTERRUPTING - NON-INTERCHANGEABLE TRIP

RATING AMP	CATALOG NUMBER		CONDUIT SIZE		WEIGHT(LBS.)	
	2-POLE	3-POLE	STD.	MAX.	2-POLE	3-POLE
15	XCB1-122015*	XCB1-132015*	1-1/4	2	30	32
20	XCB1-122020*	XCB1-132020*	1-1/4	2	30	32
25	XCB1-122025*	XCB1-132025*	1-1/4	2	30	32
30	XCB1-122030*	XCB1-132030*	1-1/4	2	30	32
35	XCB1-122035*	XCB1-132035*	1-1/4	2	30	32
40	XCB1-122040*	XCB1-132040*	1-1/4	2	30	32
50	XCB1-122050*	XCB1-132050*	1-1/4	2	30	32
60	XCB1-122060*	XCB1-132060*	1-1/4	2	30	32
70	XCB2-122070*	XCB2-132070*	1-1/2	2	39	41
80	XCB2-122080*	XCB2-132080*	1-1/2	2	39	41
90	XCB2-122090*	XCB2-132090*	1-1/2	2	39	41
100	XCB2-122100*	XCB2-132100*	1-1/2	2	39	41

100 AMP FRAME - 480 VOLT - 14,000 AMP INTERRUPTING - NON-INTERCHANGEABLE TRIP

RATING AMP	CATALOG NUMBER		CONDUIT SIZE		WEIGHT(LBS.)	
	2-POLE	3-POLE	STD.	MAX.	2-POLE	3-POLE
15	XCB1-124015*	XCB1-134015*	1-1/4	2	30	32
20	XCB1-124020*	XCB1-134020*	1-1/4	2	30	32
25	XCB1-124025*	XCB1-134025*	1-1/4	2	30	32
30	XCB1-124030*	XCB1-134030*	1-1/4	2	30	32
35	XCB1-124035*	XCB1-134035*	1-1/4	2	30	32
40	XCB1-124040*	XCB1-134040*	1-1/4	2	30	32
50	XCB1-124050*	XCB1-134050*	1-1/4	2	30	32
60	XCB1-124060*	XCB1-134060*	1-1/4	2	30	32
70	XCB2-124070*	XCB2-134070*	1-1/2	2	39	41
80	XCB2-124080*	XCB2-134080*	1-1/2	2	39	41
90	XCB2-124090*	XCB2-134090*	1-1/2	2	39	41
100	XCB2-124100*	XCB2-134100*	1-1/2	2	39	41

150 AMP FRAME - 600 VOLT - 14,000 AMP INTERRUPTING - NON-INTERCHANGEABLE TRIP

RATING AMP	CATALOG NUMBER		CONDUIT SIZE		WEIGHT(LBS.)	
	2-POLE	3-POLE	STD.	MAX.	2-POLE	3-POLE
15	XCB1-1526015*	XCB1-1536015*	1-1/4	2	30	32
20	XCB1-1526020*	XCB1-1536020*	1-1/4	2	30	32
25	XCB1-1526025*	XCB1-1536025*	1-1/4	2	30	32
30	XCB1-1526030*	XCB1-1536030*	1-1/4	2	30	32
35	XCB1-1526035*	XCB1-1536035*	1-1/4	2	30	32
40	XCB1-1526040*	XCB1-1536040*	1-1/4	2	30	32
50	XCB1-1526050*	XCB1-1536050*	1-1/4	2	30	32
60	XCB1-1526060*	XCB1-1536060*	1-1/4	2	30	32
70	XCB2-1526070*	XCB2-1536070*	1-1/2	2	39	41
80	XCB2-1526080*	XCB2-1536080*	1-1/2	2	39	41
90	XCB2-1526090*	XCB2-1536090*	1-1/2	2	39	41
100	XCB2-1526100*	XCB2-1536100*	1-1/2	2	39	41
125	XCB3-1526125*	XCB3-1536125*	1-1/2	2	45	47
150	XCB3-1526150*	XCB3-1536150*	1-1/2	2	45	47



Explosion-Proof Circuit Breaker Series

CIRCUIT BREAKERS

250 AMP FRAME - 600 VOLT - 18,000 AMP INTERRUPTING

RATING AMP	CATALOG NUMBER		CONDUIT SIZE		WEIGHT (LBS.)
	2-POLE	3-POLE	STD.	MAX.	
70	XCB4-226070*	XCB4-236070*	2	2-1/2	65
90	XCB4-226090*	XCB4-236090*	2	2-1/2	65
100	XCB4-226100*	XCB4-236100*	2	2-1/2	65
125	XCB4-226125*	XCB4-236125*	2	2-1/2	65
150	XCB4-226150*	XCB4-236150*	2-1/2	2-1/2	65
175	XCB4-226175*	XCB4-236175*	2-1/2	2-1/2	65
200	XCB4-226200*	XCB4-236200*	2-1/2	2-1/2	65
225	XCB4-226225*	XCB4-236225*	2-1/2	2-1/2	65
250	XCB4-226250*	XCB4-236250*	3	3	140

400 AMP FRAME - 600 VOLT - 22,000 AMP INTERRUPTING

RATING AMP	CATALOG NUMBER		CONDUIT SIZE		WEIGHT (LBS.)
	2-POLE	3-POLE	STD.	MAX.	
125	XCB5-426125*	XCB5-436125*	2-1/2	3	145
150	XCB5-426150*	XCB5-436150*	2-1/2	3	145
175	XCB5-426175*	XCB5-436175*	2-1/2	3	145
200	XCB5-426200*	XCB5-436200*	2-1/2	3	145
225	XCB5-426225*	XCB5-436225*	2-1/2	3	145
250	XCB5-426250*	XCB5-436250*	2-1/2	3	145
300	XCB5-426300*	XCB5-436300*	3	4	145
350	XCB5-426350*	XCB5-436350*	3	4	145
400	XCB5-426400*	XCB5-436400*	3	4	145

600 AMP FRAME - 600 VOLT - 22,000 AMP INTERRUPTING

RATING AMP	CATALOG NUMBER		CONDUIT SIZE		WEIGHT (LBS.)
	2-POLE	3-POLE	STD.	MAX.	
450	XCB6-626450*	XCB6-636450*	4	4	190
500	XCB6-626500*	XCB6-636500*	4	4	190
600	XCB6-626600*	XCB6-636600*	4	4	190

800 AMP FRAME - 600 VOLT - 22,000 AMP INTERRUPTING

RATING AMP	CATALOG NUMBER		CONDUIT SIZE		WEIGHT (LBS.)
	2-POLE	3-POLE	STD.	MAX.	
300	XCB7-826300*	XCB7-836300*	3	4	280
350	XCB7-826350*	XCB7-836350*	3	4	280
400	XCB7-826400*	XCB7-836400*	3	4	280
450	XCB7-826450*	XCB7-836450*	4	4	280
500	XCB7-826500*	XCB7-836500*	4	4	280
600	XCB7-826600*	XCB7-836600*	4	4	280
700	XCB7-826700*	XCB7-836700*	4	4	280
800	XCB7-826800*	XCB7-836800*	4	4	280

1025 Eagon Street Barberton, Ohio 44203 Ph: 330-745-8891 Fax: 330-745-2504
www.AkronElectric.Com E-Mail: Sales@AkronElectric.Com

X
P
C
B
&
D
I
S
C

Explosion-Proof Disconnect Series

NON-FUSED DISCONNECT

100-200 AMP - 600 VOLT - NON-FUSED DISCONNECT

RATING AMP	CATALOG NUMBER 3-POLE	CONDUIT SIZE		WEIGHT (LBS.)
		STD.	MAX.	
30	XND1-136030*	1-1/4	2	30
60	XND1-136060*	1-1/4	2	30
100	XND2-136100*	1-1/4	2	45
200	XND3-236200W*	2-1/2	3	57

Note: XND3 available in Westinghouse disconnect only

FUSED DISCONNECT

100 AMP - 600 VOLT - FUSED DISCONNECT (3 CLASS "J" FUSES ARE INCLUDED)

RATING AMP	CATALOG NUMBER 3-POLE	CONDUIT SIZE		WEIGHT (LBS.)
		STD.	MAX.	
30	XFD8-136030*	1-1/4	2	45
60	XFD8-136060*	1-1/4	2	45
100	XFD9-136100*	1-1/4	2	65

X
P
C
B
&
D
I
S
C



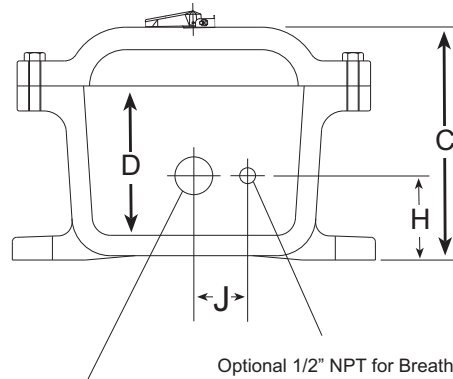
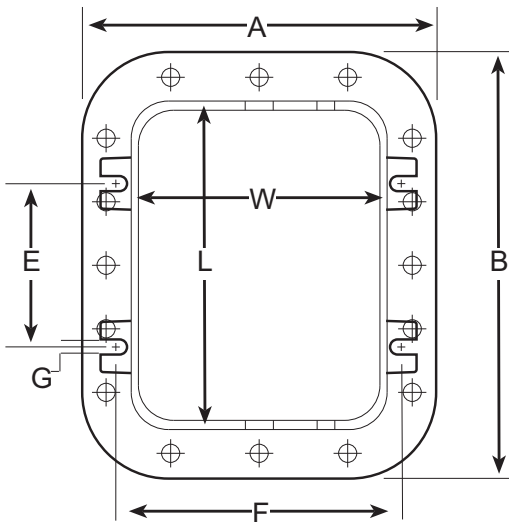
Explosion-Proof Circuit Breaker Series

CIRCUIT BREAKERS & DISCONNECTS

ENCLOSURE ONLY INFORMATION

ENCLOSURE CAT. SIZE	INSIDE DIM.			OUTSIDE DIM.			MTG. DIM.			BOLT SIZE		CONDUIT			WEIGHT (LBS.)
	W	L	D	A	B	C	E	F	G	STD. SIZE	J	H			
XCB1*	6	10	4	10	14	7-3/8	6-1/2	9-1/8	3/8	1-1/2	1-1/4	2-3/8	28		
XCB2*	6	13	5	10	17	8-1/2	9-1/2	9-1/8	3/8	1-1/2	1-1/2	2-7/8	38		
XCB3*	6	16	4	10-1/2	20-1/2	7-9/16	12-1/8	9-1/8	3/8	1-1/2	1-1/2	2-1/2	42		
XCB4*	7	18	5	11-1/2	21-1/2	9-9/16	14-1/2	9-3/4	3/8	1-3/4	2	3	52		
XCB5*	12	24	6	17-1/8	29-1/8	10-1/2	18-3/4	15-3/4	1/2	3	3	3-3/4	140		
XCB6*	12	30	6	17	35	11	23	15-3/4	1/2	3	4	3-3/4	165		
XCB7*	12	46	8	17-1/8	51-1/8	14	39	15-3/4	1/2	3	4	4-7/8	260		
XFD8*	8	12	4	12-1/2	16-1/2	7	8-5/8	10-3/4	3/8	2	1-1/4	2-1/2	40		
XFD9*	10	14	6	17	7-1/2	8-1/2	14-1/8	15-3/4	3/8	2-1/2	1-1/2	3-5/8	60		
XND1*	6	10	4	10	14	7-3/8	6-1/2	9-1/8	3/8	1-1/2	1-1/4	2-3/8	28		
XND2*	6	13	5	10	17	8-1/2	9-1/2	9-1/8	3/8	1-1/2	1-1/2	2-7/8	38		
XND3W*	7	18	5	11-1/2	21-1/2	9-9/16	14-1/2	9-3/4	3/8	2-3/4	2-1/2	2-1/2	52		

Note: Alternate sizes available for custom applications - Consult Factory



Standard Conduit Holes (Top & Bottom)

Optional 1/2" NPT for Breather & Drain (Top & Bottom)

CATALOG NUMBER INFORMATION

XCB 2 - 1 3 4 070 C - N4 - N5

Explosion-Proof Disconnect Enclosure

XCB - Circuit Breaker
XND - Non-Fused Disconnect
XFD - Fused Disconnect

Enclosure Size (2)

Disconnect Frame Size (100 AMP)

Number of Poles (3)

Modifications / Options
N4 - NEMA 4X O-Ring
N5 - S.S. Cover Bolts (Std.)

Disconnect Mfg. ID

A = ABB

C = Cutler Hammer - Consult Factory for other Mfg.

Trip or Fuse Rating (70 AMP)

Disconnect Voltage (480)

1025 Eagon Street Barberton, Ohio 44203 Ph: 330-745-8891 Fax: 330-745-2504
www.AkronElectric.Com E-Mail: Sales@AkronElectric.Com